

1: Using OER for Teaching and Learning



OER Africa



What are Open Educational Resources (OER)? What are the benefits of using OER? How do you know what you can do, and should not do, when you have found a great OER? This tutorial will answer those questions. We will define Open Educational Resources and also help you decipher the Creative Commons licences.

INTRODUCTION

- ☰ Welcome and objectives
- ☰ What are Open Educational Resources?
- ☰ What is open licensing?
- 🔍 Quick quiz on Creative Commons licences
- ☰ Conclusion, attribution and licence

Welcome and objectives

Welcome

Do you ever feel that your lessons could benefit from some additional teaching and learning resources but budgets are severely constrained ruling out buying anything new? Have you ever been particularly proud of a resource which you have developed yourself and wish you received more recognition for your innovation and creativity? We might have a solution to both of these issues!

This is a short, simple tutorial aimed to introduce you to Open Educational Resources (OER), outline some of the benefits, investigate open licensing and how to decipher Creative Commons (CC) rights and permissions.

Objectives

Once you have worked through this learning pathway, you will be able to:

- 1 Define Open Educational Resources (OER)
- 2 Explain the potential benefits of using OER for African educators
- 3 Understand open licensing
- 4 Be able to identify the various rights and permissions contained in Creative Commons licenses

What are Open Educational Resources?



Think: What is your understanding of the concept: Open Educational Resources?

Image: OER Africa on [Flickr](#) (CC BY)

Definitions

Many teachers around the world appreciate the value of Open Educational Resources (OER) i.e. to use **quality, free** educational resources **without asking for permission** and to **adapt** them to better suit local contexts and needs. But what exactly are they? The *UNESCO Recommendation on Open Educational Resources* defines OER as:

Open Educational Resources (OER) are teaching, learning and research materials in any medium – digital or otherwise – that reside in the public domain or have been released under an open license that permits no-cost access, use, adaptation and redistribution by others with no or limited restrictions.



<https://en.unesco.org/themes/building-knowledge-societies/oer>


CONTINUE

Benefits

What are the perceived advantages for us as teachers? Is it worth using OER for teaching and learning? The videos below provide an overview of the value proposition of Open Education and the role of OER, specifically, for teachers.

1. Benefits - Open Education

 YOUTUBE





Why Open Education Matters

Blink Tower's winning entry in the Creative Commons Why Open Education Matters video contest! Contact us if you'd like to use or remix this video and we'll s...

[VIEW ON YOUTUBE >](#)

Benefits of Open Education


The potential benefits of open education include:

- 1 Education is open to anyone
- 2 Affordable - ideally free
- 3 Flexible study times - not bound by weekly timetables or semesters
- 4 Students can work at their own pace
- 5 Available anywhere, anytime - not restricted to a campus, college or school

2. Benefits of Open Educational Resources

So what role do OER play in Open Education?

 **YOUTUBE**




The OERs - Open Educational Resources

A video about how technology is transforming our system of education, generating equal opportunities for all. **SCRIPT & DIRECTION:** Daniel Sierra, Ricardo Habal...

VIEW ON YOUTUBE >

Benefits of Open Educational Resources

The potential benefits of OER include:

- 1 They are free
 - 2 Permission to use is not required
 - 3 Can make copies and share widely
- 

4

Most are adaptable - they can be adjusted to suit different learning contexts


5

OER's are mostly digital therefore making it easy to distribute and edit

CONTINUE

What is wrong with full copyright?

Traditionally our teaching materials have been 'protected' by Full Copyright. Copyright is an exclusive, transferable right given by law to a creator/author for a fixed number of years to copy, print, publish, perform, film, record or otherwise control the use of literary, musical, dramatic or artistic works. Protected works use the symbol below.



Full copyright - All rights reserved symbol

In recent years, however, lawyers have become punitive suing transgressors, including educators, for illegal use of copyrighted materials. Copyright has become very restrictive and legally limits what resources a teacher can use in the classroom and what a student can use to support learning and demonstrate competence. It was to overcome this set of problems that the idea of OER emerged, a concept made possible by the creation of alternative open licensing systems such as Creative Commons (CC). More on this in the next section.



CONTINUE

A role for OER in Africa?

This sounds good but is there a role for OER among African educators? We would argue that there is, especially in schools where there is a scarcity of quality learning resources and/or schools that are producing resources that could be shared to benefit other educators (and their students) elsewhere on the continent.

Creative Commons estimates that there are currently **1.6 billion** OER on offer. This includes some exemplary African resources, however, there is a real need for yet more African content. We encourage you to use existing open content but also start to share some of your best resources too.

THE GROWING COMMONS

1.6 billion works and counting. Explore these featured Creative Commons Licensed resources below — from literary works, to videos, photos, audio, open education, scientific research and more! Or you can [share your work](#), and help light up the global commons!




Image: [Creative Commons](#) (CC BY)

However, while many teachers appreciate the potential value of using OER, few can effectively find open resources and once they have located an OER, they don't always know what is permitted, and what is not, with that resource. Many teachers are also not clear on how to make the changes required to make the open content more suitable for their teaching environments. Do you know?

CONTINUE



Reflect: What can you do with an OER? What is possible and what is not?

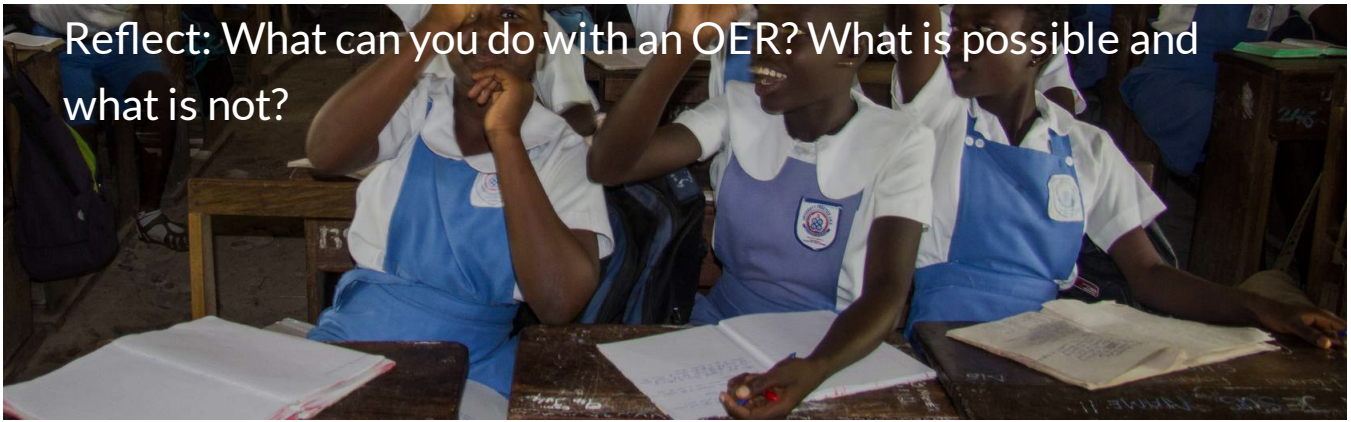


Image: OER Africa on [Flickr](#) (CC BY)

Reflect: Feedback

The answer to what is permissible with OER lies in understanding the open licence. We know an OER is 'open' because it has a Creative Commons (CC) licence. CC licensing provides teachers, who want to share their resources with others, a number of options on how best to do this. Teachers can reserve a number of rights, such as recognition that the work belongs to them, but also make it easy for others to collect, adapt and redistribute.



Let us investigate CC licensing in more detail.

What is open licensing?

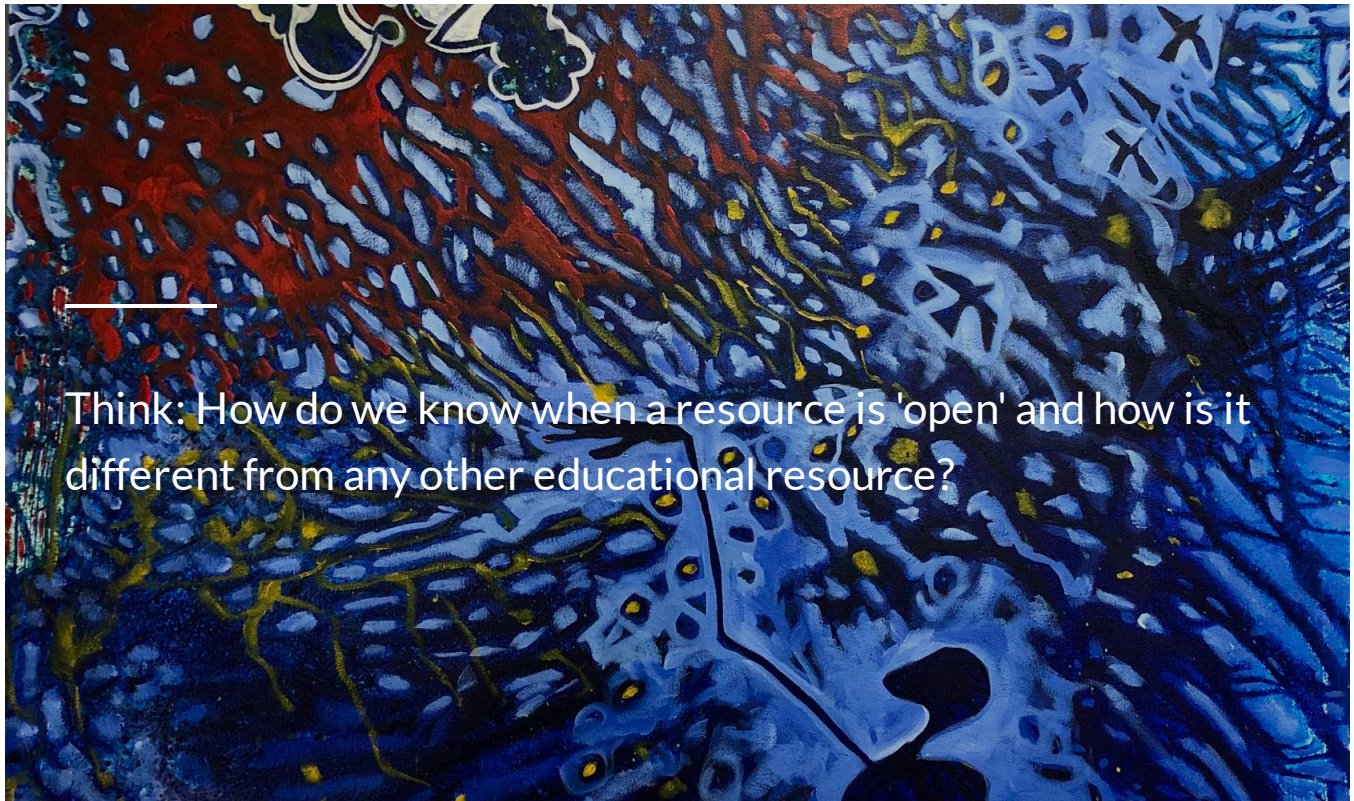
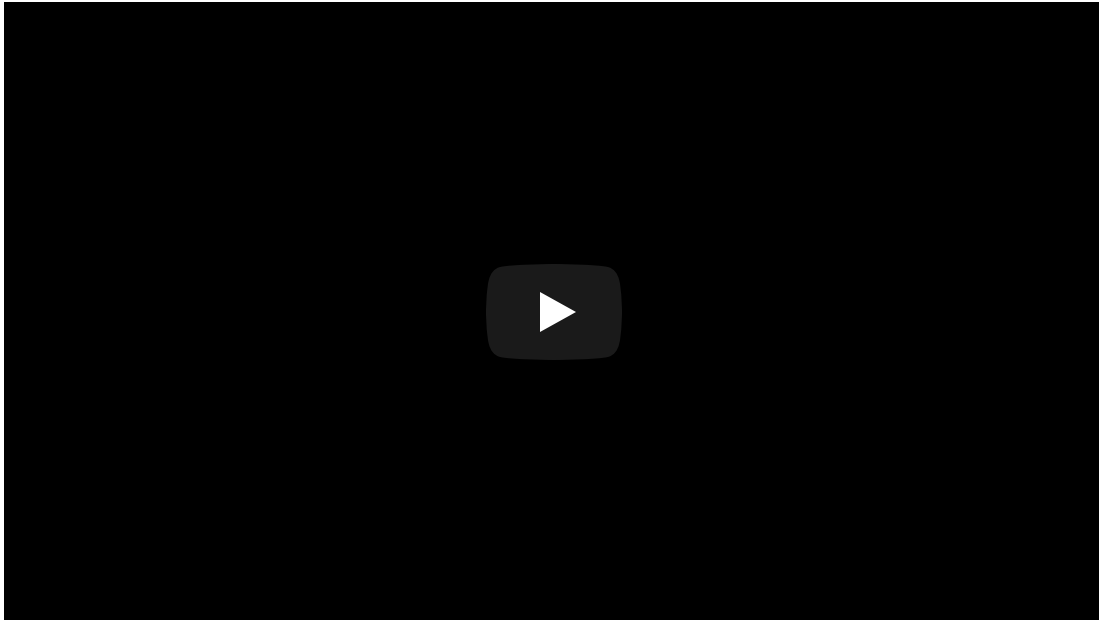


Photo: andryn2006 (CC BY)

We know when educational content is 'open' because these resources display an **open licence**. Open licences reserve specific rights and relax others, making it easier for educators and course designers to use the resources. A basic knowledge of the specific rights open licences reserve (or not) is important if we want to access, copy, or adapt open content.

The video below considers the most popular open licensing system: **Creative Commons**.

 YOUTUBE



What is an open license and how does it work?

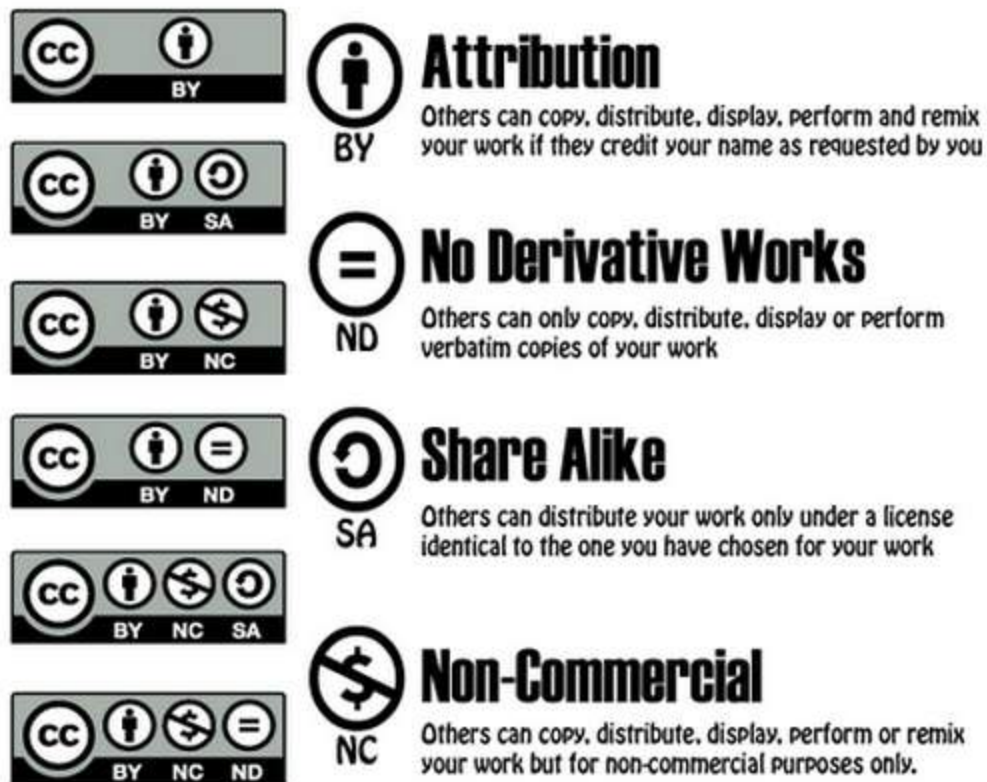
What is an open license and how does it work? Video: CC BY 4.0 Music: Flattered by Blue Dot Sessions: CC BY NC 4.0 Support for this work was provided by the William and Flora Hewlett Foundation

VIEW ON YOUTUBE >

CONTINUE

Creative Commons licence options

When searching for educational resources that can be used and adapted in lessons and courses, look out for these Creative Common licence combinations:



Licence details

Need to know more? Click each licence to see details and examples from the Creative Commons website.

Attribution - CC BY

This license lets others **distribute**, **remix**, **tweak**, and **build upon** your work, even **commercially**, as long as they credit you for the original creation. This is the most accommodating of licenses offered. [Recommended for maximum dissemination and use of licensed materials.](#)


Examples:

PLOS: In 2003, the Public Library of Science (PLOS) launched a nonprofit scientific and medical publishing venture that provides scientists and physicians with high-quality, high-profile journals in which to publish their most important work. Under the Open Access model, PLOS journals are immediately available online, with no charges for access and no restrictions on subsequent redistribution or use, as long as the author(s) and source are cited, as specified by the Creative Commons Attribution License. PLOS publishes approximately 50,000 CC BY articles every year. Says former PLOS CEO Peter Jerram, “The work of Creative Commons ensures that [other projects] can use the papers we publish without requiring the additional time and cost that asking special permissions would require.”

Chris Zabriskie: Chris Zabriskie is an artist who specializes in cinematic soundscapes, ambient piano compositions, and minimal synth music. Originally a user of the the CC Attribution-Noncommercial license, Chris decided to drop the Noncommercial clause from his work, opting for CC BY. He explains his reasoning: “There are 48 hours of new video being uploaded just to YouTube every minute. Somebody, somewhere, always needs music for their project. Let people do what they want with your music, and they’ll promote you.” Zabriskie describes how his decision paid off in ways he never expected: “I’ve scored several feature films, a number of shorts, and am doing a bunch of other contract work for people and projects all around the world.” His inbox was flooded with requests from fellow creators, and he keeps a list of clients that includes the Cartoon Network, New York Public Library, Gizmodo, and Mashable alongside independent feature films and shorts. See Jason Sigal on Chris Zabriskie

Adapted from Creative Commons

<https://creativecommons.org/share-your-work/licensing-types-examples/licensing-examples/#by>



Attribution ShareAlike - CC BY-SA

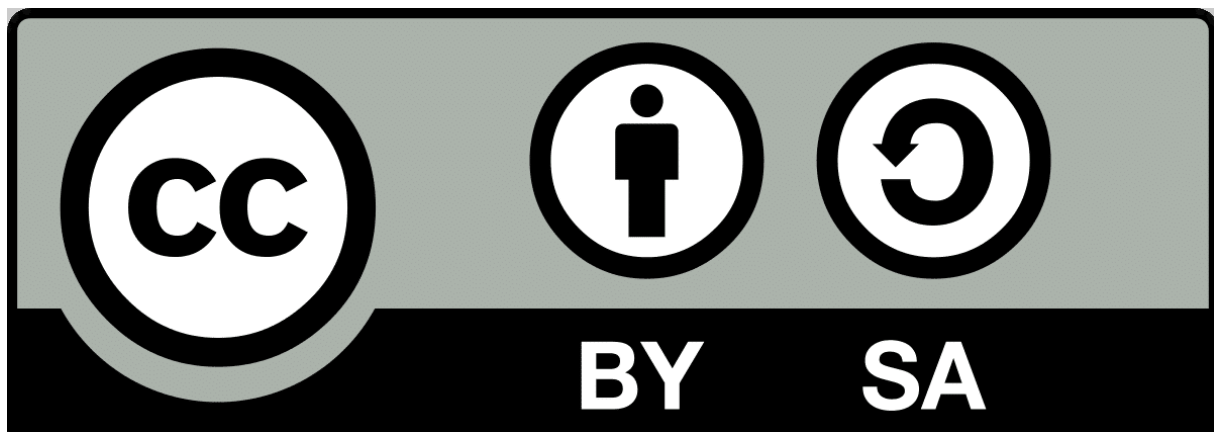
This license lets others **remix, tweak, and build upon** your work even for **commercial** purposes, as long as they credit you and license their new creations under the **identical terms**. This license is often compared to “copyleft” free and open source software licenses. All new works based on yours will carry the same license, so any derivatives will also allow

commercial use. This is the license used by Wikipedia, and is recommended for materials that would benefit from incorporating content from Wikipedia and similarly licensed projects.

Examples:

- **Wikipedia** and **Wikimedia Commons** sites allow content to legally flow in and out with ease, enabling one of the great cultural resources of the digital revolution to legally interact with an endless array of works from similar cultural institutions. Says Wikipedia founder Jimmy Wales, “Creative Commons is about building infrastructure for a new kind of culture — one that is both a folk culture, and wildly more sophisticated than anything before it.” Much of the media that accompanies Wikipedia articles, such as photos and illustrations, are also licensed under CC BY-SA or a more liberal license.
- **P2PU**: The Peer 2 Peer University (P2PU) is a grassroots open education project that organizes learning outside of institutional walls and gives learners recognition for their achievements. By leveraging the Internet and open educational resources (OER), P2PU creates a model for lifelong learning while enabling high-quality, low-cost education opportunities — in everything from web programming to copyright for educators. The P2PU community chose CC BY-SA as the default license for its platform in order to enable maximum re-usability and simultaneously encourage participation and contributions back to the community. P2PU produced a report on its community process and reasoning for choosing the CC BY-SA license.

Adapted from Creative Commons <https://creativecommons.org/share-your-work/licensing-types-examples/licensing-examples/#by>



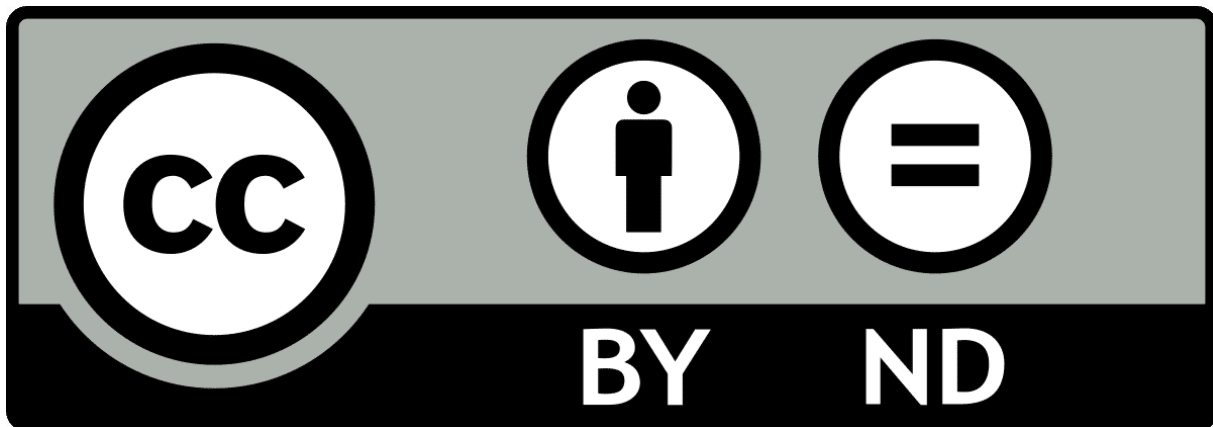
Attribution-NoDerivs - CC BY-ND

This license allows for **redistribution**, commercial and non-commercial, as long as it is passed along **unchanged** and in whole, with credit to you.

Examples

- **Drupal Security Report:** Drupal, a free and open source software package for publishing and sharing content, released its security report under a CC BY-ND license. The report is written by experts in Drupal security and “handles the important task of maintaining security in systems that are built to take input from a variety of sources.” Drupal cites several reasons for choosing BY-ND, including protecting the credit of its sponsors and maintaining the appropriate context for the security report.
- **GNU and FSF:** The Free Software Foundation (FSF) is dedicated to promoting computer users’ right to use, study, copy, modify, and redistribute computer programs. The FSF promotes the development and use of free software, in particular the GNU operating system and its GNU/Linux variants, and free documentation for free software. The FSF also helps to spread awareness of the ethical and political issues of freedom in the use of software, and its websites (fsf.org and gnu.org) are an important source of information about GNU/Linux. The FSF licenses both websites under the CC BY-ND license, particularly recommending this license for its works of opinion.

Adapted from Creative Commons <https://creativecommons.org/share-your-work/licensing-types-examples/licensing-examples/#by>



Attribution-NonCommercial - CC BY-NC

This license lets others **remix**, **tweak**, and **build upon** your work **non-commercially**, and although their new works must also acknowledge you and be non-commercial, they don’t have to license their derivative works on the same terms.


Examples:

- **Brooklyn Museum:** The Brooklyn Museum is a major contributor to the commons on Flickr and licenses its online image collection under a CC Attribution-NonCommercial license. According to chief of technology Shelley Bernstein, “We had started with [the]

CC-BY-NC-ND [license] back in 2004 and having had a good experience, wanted to open it up a bit more. CC allows us to change as we grow and that's very valuable — it means we can take small steps toward larger goals and do so as the institution feels comfortable.”

- **Jonathan Coulton:** Jonathan Coulton is an independent singer-songwriter who started sharing his music for free online under a CC BY-NC license. Jonathan wanted to reserve the commercial rights to his work, but thought it important to allow all other uses and remixes. According to JoCo, “Someone who’s never heard my music before gets a free mp3 (or twenty) and likes it, chances are they’re going to pass it along to some friends, blog about it, maybe even make a video for it. Each one of those outcomes means more exposure, more fans, and more chances for people to pay me — something that wouldn’t have happened as easily if the music was all locked up with DRM and the full battery of copyright restrictions.”

Adapted from Creative Commons <https://creativecommons.org/share-your-work/licensing-types-examples/licensing-examples/#by>.



Attribution-NonCommercial-ShareAlike - CC BY-NC-SA

This license lets others **remix**, **tweak**, and **build upon** your work **non-commercially**, as long as they credit you and license their new creations under the identical terms.


Examples:

- **MIT Open CourseWare:** MIT OpenCourseWare has been releasing its materials — web versions of virtually all MIT course content — under a CC BY-NC-SA license since 2004. Today, MIT OCW has over 2000 courses available freely and openly online for anyone, anywhere to adapt, translate, and redistribute. MIT OCW have been translated into at least 10 languages, including Spanish, Portuguese, Chinese, French, German, Vietnamese, and Ukrainian. In 2011, MIT OCW celebrated its 10th anniversary, having reached 100 million

individuals, and announced MITx, an initiative to provide certification for completion of its courses. The OpenCourseWare concept has now spread to hundreds of universities worldwide.

- **Cory Doctorow:** Boing Boing editor Cory Doctorow is a writer, blogger, and science fiction author with a vast amount of work under his name. As an early adopter of Creative Commons, Cory has produced many publications under CC licenses since 2003, including Little Brother under CC BY-NC-SA which spent 4 weeks on the NYTimes bestseller list. In Cory's words, "I use CC for my speeches, for my articles and op-eds, and for articles and stories that I write for 'straight' magazines from Forbes to Radar. My co-editors and I use CC licenses for our popular blog, Boing Boing, one of the most widely read blogs in the world. These licenses have allowed my work to spread far and wide, into corners of the world I never could have reached."

Adapted from Creative Commons <https://creativecommons.org/share-your-work/licensing-types-examples/licensing-examples/#by>.



Attribution-NonCommercial-NoDerivs - CC BY-NC-ND

This license is the **most restrictive** of our six main licenses, only allowing others to download your works and share them with others as long as they credit you, but they **can't change them** in any way or use them commercially.


Examples:

- **TED Talks videos:** The popular TED Talks are licensed under the CC BY-NC-ND license, which allows them to be redistributed unmodified for noncommercial purposes. Says TED Media's Executive Producer June Cohen, "Creative Commons was the most efficient way to empower the growth of our product and free us from conversations about what could or couldn't be done with our videos." Though TED doesn't allow remixes of its videos without its consent and the consent of the speaker, TED does encourage translations

through its Open Translation Project. Since releasing videos under CC, TED Talks have been viewed over 200 million times. See *The Power of Open: TED Talks*.

- **Propublica:** Propublica is a Pulitzer Prize–winning, independent, nonprofit newsroom that produces investigative journalism in the public interest. Propublica encourages users to “steal” its stories, urging other sites to distribute stories under the CC BY-NC-ND license, which means no editing or selling the articles. According to General Manager Richard Tofel, “We knew that the more people who saw our stories the better off we would be, and the better we would fulfill our mission... [CC licensing] has worked very well and saves us an enormous amount of time.” The CC BY-NC-ND license provides the ability for others to republish ProPublica stories under clear terms and without negotiation.” See *The Power of Open: ProPublica*

Adapted from Creative Commons <https://creativecommons.org/share-your-work/licensing-types-examples/licensing-examples/#by>.




Creative Commons Zero - CC0

CC0 is the "no copyright reserved" option in the Creative Commons toolkit - it effectively means relinquishing all copyright and similar rights that you hold in a work and dedicating those rights to the public domain.

CC0 is a single purpose tool, designed to take on the dedication function of the former, deprecated **Public Domain** Dedication and Certification.

How effectively CC0 works will depend on the legal regime in which the work is used, but the tool is intended to effectively release rights even in jurisdictions where it is difficult to do so.

From [Creative Commons Wiki](#) CC BY

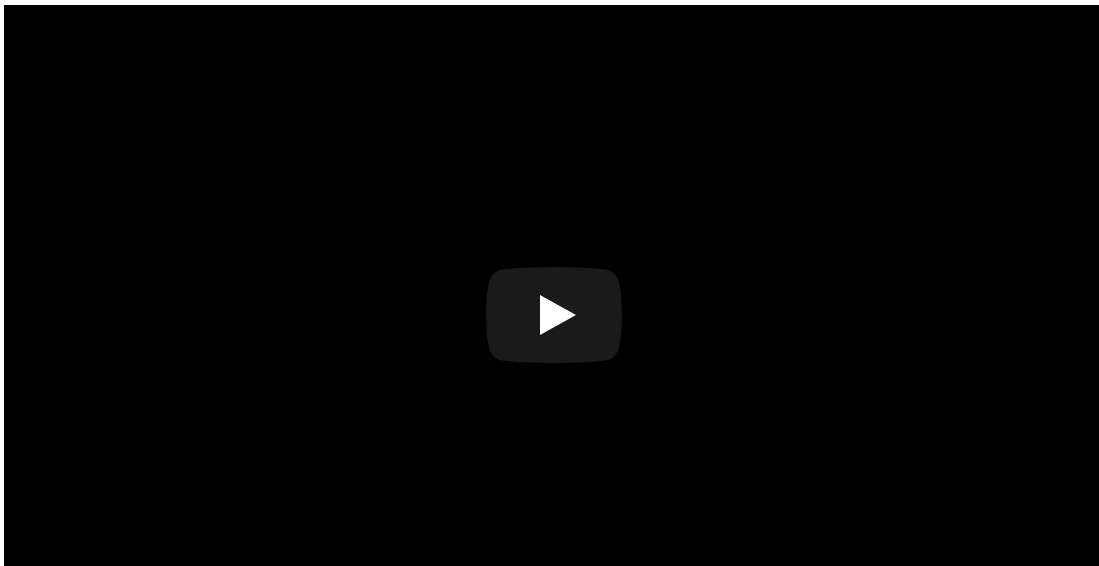


CONTINUE

Sharing

Besides using open resources shared by others, Creative Commons encourages you to release your best work with an open licence.

 YOUTUBE

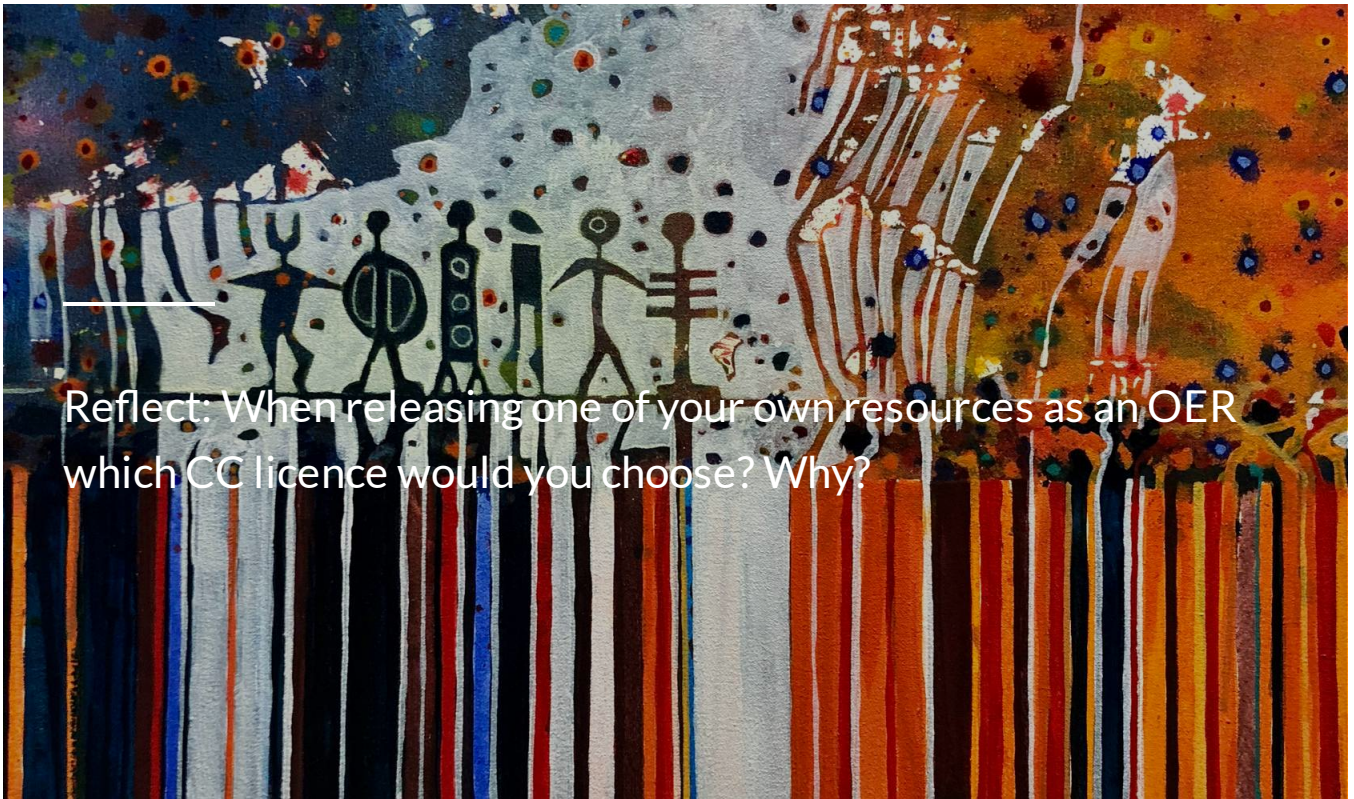


What is Creative Commons?

When you take a photo, make music or shoot a video it's yours, you own it. You also own the copyright. Which means you decide how it is used and who can use it and if it can be copied and shared (or remixed).

VIEW ON YOUTUBE >

CONTINUE



Reflect: When releasing one of your own resources as an OER which CC licence would you choose? Why?

Photo: andryn2006 (CC BY-SA)

Reflect: Feedback

Most educators appreciate the value proposition of open content. Yet, many are inherently conservative and struggle to 'let go' of their resources. Consequently, educators new to OER tend to select restrictive CC licences for their work.

The reality, however, is almost none are in a position to police the implementation of the licence. It therefore makes more sense to release the resource with as little restriction as possible.



Quick quiz on Creative Commons licences

Let's see if you have the Creative Commons licences under your belt. Answer these ten questions.

Question

01/10

What can you do with MIT's open courseware (OCW)?

MIT OpenCourseWare makes the materials used in the teaching of almost all of MIT's subjects available on the Web, free of charge. With more than 2,400 courses available, OCW is delivering on the promise of open sharing of knowledge. [Learn more >](#)



Massachusetts
Institute of
Technology

© 2001–2018
Massachusetts Institute of Technology



The Global Network for Open Education




Your use of the MIT OpenCourseWare site and materials is subject to our [Creative Commons License](#) and other [terms of use](#).

- Use components of their course as resources in a traditionally published textbook (C)
- Adapt course materials for use in your classes
- Use to create a 'for-profit' course
- Use without asking MIT permission

Question

02/10

Which statement best describes the ND right?



-
- Users cannot make any copies
 - Users cannot change the resource
 - Users can change only the images in the resources
 - Users can make only one copy of the original

Question

03/10

Which statement best describes the SA right?



-
- Users must ask permission to use the resource
 - Use the same licence as the original resource
 - Users cannot change the resource
 - Users cannot make a profit from the resource

Question


04/10

True or false? When you create a piece of work it is automatically copyrighted with an open licence.

True

False

Identify the most 'open' licence.



- A (CC BY)
- C (CC BY-NC)
- B (CC BY-SA)
- E (CC BY-ND)

Question

06/10

What Creative Commons right is reserved with this symbol?



-
- No Derivatives
 - Non-Commercial
 - Attribution
 - Share-Alike

Question

07/10

Identify which right the author has reserved when using this CC symbol.




-
- Share-Alike
 - Non-Commercial
 - Attribution
 - No Derivatives

Question


08/10

Creative Commons Zero licence is equivalent to ...



- CC BY
- GNU licence
- Full copyright
- Public domain

Which licences do not allow re-purposing or adaptation?




- D and F
- E and F
- C and F
- A and B

Question

10/10

Which licences prohibit use of the resource in new works that will be fully copyrighted?



- B and D
- C and F
- B and F
- D and F

Conclusion, attribution and licence

Conclusion

Hopefully you now know what OER are, appreciate their potential benefits and can also decipher the Creative Commons licences and are aware of what is permissible with open resources.

In the next tutorial we will investigate how to search for, and find, open content aligned to the curriculum and syllabus documents.

Attribution

The following OER were adapted to create this learning pathway:

1


OER Africa. (2020). **Finding Open Content**. Available online at <https://www.oerafrica.org/communication/find-open-content/index.html#/> (CC BY)

2

Blink Tower. (2017). **Why Open Education Matters**. Available on YouTube at <https://youtu.be/UBFOQEmR1n4>. (Standard YouTube Licence).

3

Commonwealth of Learning. (2015). **Understanding Open Educational Resources**. Available online at http://oasis.col.org/bitstream/handle/11599/1013/2015_Butcher_Moore_Understanding-OER.pdf. (CC BY-SA)



- 4 Council of Chief State School Officers. (2016). **What is an open license and how does it work?** Available on YouTube at <https://youtu.be/cHqBoOTNHhg>. (CC BY-NC)
- 5 Creative Commons. (2019). **Licenses and Examples.** Available on Creative Commons at <https://creativecommons.org/share-your-work/licensing-types-examples/licensing-examples>. (CC BY)
- 6 intheacademia. (2012). **The OERs - Open Educational Resources.** Available on YouTube at <https://youtu.be/-xGRztrWv-k> (CC BY)
- 7 Wikimedia Foundation. (2017). **What is Creative Commons?** Available on YouTube at <https://youtu.be/dPZTh2NKTm4>. (CC BY)

Licence

Using OER for Teaching and Learning by UNESCO ROSA-MoPSE (Zimbabwe) is licensed under Attribution 4.0 International. To view a copy of this licence, visit <http://creativecommons.org/licenses/by/4.0/>





United Nations
Educational, Scientific and
Cultural Organization

