

# Module 5

## Optimising household food production

■ Module code: PHFS05P



**PHFS05P/PORTFOLIO**

Student Name:	
Student Number:	
Cell Number:	
Name of Promoter:	
HFS Site / Centre:	



## Student declaration

I,.....declare that all the portfolio work submitted for **PHFS05P – Optimizing Household Food Production** is my own and has not been copied. It has been completed with my participation and my recording of the activity and evidence provided.

Signature.....Student No.....Date.....

Indicate whether this was a group effort: Yes.....No....

List names of group members and their student numbers

.....  
.....

Comments:.....

.....  
.....  
.....  
.....  
.....

Signature of marker/lecturer.....Date:.....

Mark	
------	--

Improved mark:

Signature of marker/lecturer.....Date:.....

Mark	
------	--



## FINAL PORTFOLIO ACTIVITY MARK SHEET – MODULE 5

### PHFS05P

Portfolio task No	Task description	Marks allocated	Marks 1	Marks 2	Average	Final mark as %
5.1	System Flow Diagram	20				
	SWOT Analysis	20				
5.2	Setting goals	5				
	Action Plan	30				
5.3	Implementation of plan	60				
	Garden layout design plan	15				
5.4	Reflection	10				
<b>Maximum marks possible</b>		<b>160</b>	<b>Overall Average mark as %</b>			

Comments

.....

.....

.....

.....

.....

.....

Signature of Marker.....

Date .....

Signature of Moderator.....

Date .....



**MODULE 5 - PHFS05P**

 • **MARK SHEET FOR PORTOLIO TASK 5.1**

Portfolio task No	Task description	Marks allocated	Marks 1 <sup>st</sup> submission	Marks 2 <sup>nd</sup> submission	Moderator marks	Final marks as %
<b>5.1</b>	<b>System Flow Diagram</b>	<b>20</b>				
	• Drawing	5				
	• Inputs	5				
	• Outputs	5				
	• Links	5				
	<b>SWOT Analysis</b>	<b>20</b>				
	• Strengths	5				
	• Weaknesses	5				
	• Opportunities	5				
	• Threats	5				
<b>Maximum marks possible</b>		<b>40</b>	<b>Total mark as %</b>			

Comments

.....

.....

.....

.....

.....

.....

Signature of Marker.....

Date .....

Signature of Moderator.....

Date .....





## Portfolio Activity 5.1

### Assessing a homestead farming system


**Module code** PHFS05P    **Portfolio:** Assignment 3    **Date**.....

**Name**.....**Student No**.....

**HFS Promoter**.....**Site**.....

Name student	
Student no	
Name of ward/ location of group/village or suburb	
Name of municipality	
Province	
Name of note-taker(s)	
Name of facilitator(s)	
Method(s) used	a. Flow system diagrams b. SWOT Analysis
Date(s) of activities	
Participants	
Number of men	
Number of women	

## A. Farming system flow diagram



**B. SWOT analysis of a homestead farming system**

Strengths	Weaknesses	Opportunities	Threats







## Portfolio Activity 5.2

### Setting goals and developing a gardening improvement action plan

**Module code** PHFS05P    **Portfolio:** Assignment 3    **Date**.....

**Name**.....**Student No**.....

**HFS Promoter**.....**Site**.....

Name student	
Student no	
Name of ward/ location of group/village or suburb	
Name of municipality	
Province	
Name of note-taker(s)	
Name of facilitator(s)	
Method(s) used	a. Goal setting b. Activity planning
Date(s) of activities	
Participants	
Number of men	
Number of women	





## B. Household gardening/farming action plan

- Household name \_\_\_\_\_
- Date developed \_\_\_\_\_

Activity	Resources required	Person responsible	Time Schedule in months											
			J	F	M	A	M	J	J	A	S	O	N	D

PHFS05P\_103\_POE\_2011


How do the households feel about their plans

.....

.....

.....

.....

.....

.....

.....

.....

.....

.....

.....

.....

.....

.....

.....

.....

.....

.....

.....

.....

.....

.....

Do the households see their plans as plan that they will be able to work accordingly.

.....

.....

.....

.....

.....

.....

.....

.....

.....

.....

.....

.....

.....

.....

.....

.....

.....

.....

.....

.....

.....

.....

.....







## Portfolio Activity 5.3

### Putting your improvement action plan into action

**Module code** PHFS05P    **Portfolio:** Assignment 3    **Date**.....

**Name**.....**Student No**.....

**HFS Promoter**.....**Site**.....

Name student	
Student no	
Name of ward/ location of group/village or suburb	
Name of municipality	
Province	
Name of note-taker(s)	
Name of facilitator(s)	
Method(s) used	1. Facilitating the development of a household garden
Date(s) of activities	
Participants	
Number of men	
Number of women	





**Step 3: Decide on the location of the garden**

*Indicate where the garden is located here:*

**Step 4: Find information on the climate of your area**

*Write information on the area's climate here:*

**Step 5: Plan the layout of the garden**

*Use your earlier sketch of the household's "4 corners" and modify it to show the changes you intend to make. **Draw the new layout in the space provided under this table.** Make **your notes** referring to the intended changes here:*

**Step 6: Fence the garden**

*Make any notes relating to this activity here:*

**Step 7: Prepare the soil**

*Make any notes relating to this activity here:*

**Step 8: Plant the crops**

*Make any notes relating to this activity here: e.g. what crops? When and where they were planted etc*

**Step 9: Apply mulch**

*Make any notes relating to this activity here:*

**Step 10: Weed the garden**

*Make any notes relating to this activity here:*

**Step 11: Irrigation**


*Make any notes relating to this activity here:*

**Step 12: Control pests**

*Make any notes relating to this activity here:*


## Garden layout plan: Household 1

Draw the new/revised garden layout plan for each household here:




## Garden layout plan: Household 2

Draw the new/revised garden layout plan for each household here:




### **Garden layout plan 1: Household 3**

Draw the new/revised garden layout plan for each household here:



## Garden layout plan: Household 4


Draw the new/revised garden layout plan for each household here:





## Garden layout plan Household 5

Draw the new/revised garden layout plan for each household here:



PHFS05P\_103\_POE\_2011

Project **photos, story and or any other evidence** to support your evidence on the plan, map and implementation can be inserted in the space provided below (you may add pages):











